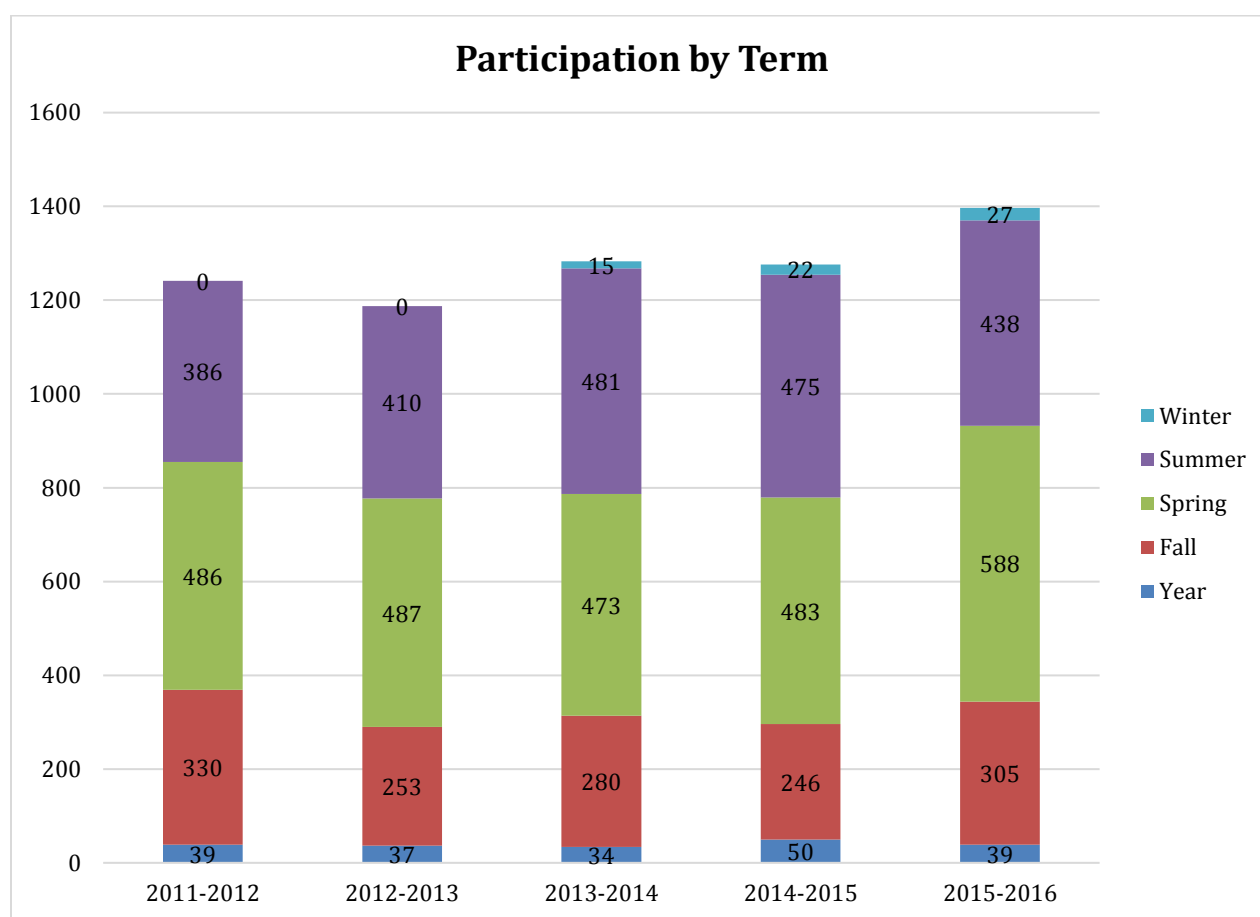


Study Abroad Stats at a Glance 2015-2016

Participation over Time & Term

Student participation on CU Boulder Study Abroad Programs: Totals	11-12	12-13	13-14	14-15	15-16
Year participants (calendar & academic yr)	39	37	34	50	39
Fall participants	330	253	280	246	305
Spring participants	486	487	473	483	588
Summer participants	386	410	481	475	438
Winter participants	0	0	15	22	27
TOTAL	1,241	1,187	1,283	1,276	1397



CU-BOULDER STUDY ABROAD

Center for Community 2249 Willard Loop Drive S355, University of Colorado Boulder, Boulder, CO 80309-0123
Phone: 303-492-7741 • studyabroad@colorado.edu • studyabroad.colorado.edu

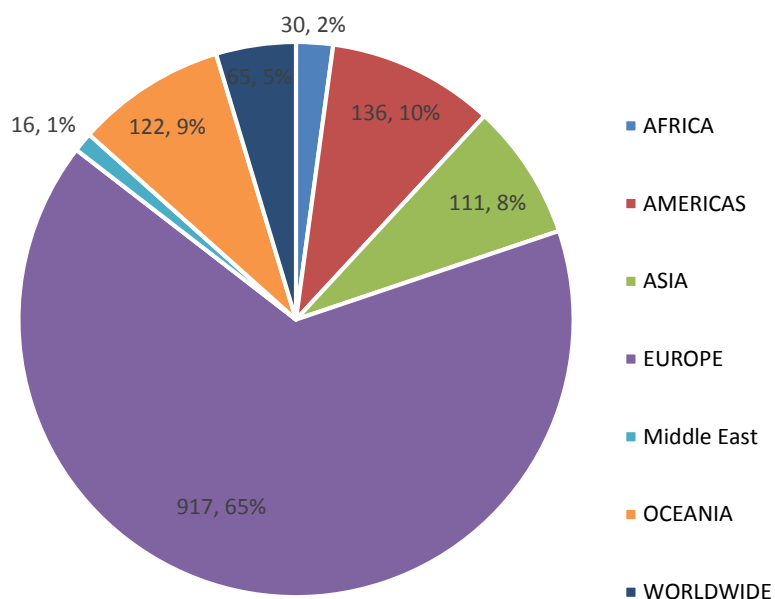
Study Abroad Stats at a Glance 2015-2016

Participation by Region & Country

Participation by Region

	2013-2014			2014-2015			2015-2016		
	# of stud ents	% total	% change	# of stud ents	% total	% change	# of stude nts	% total	
Africa	58	4.5%	-4.9%	47	3.7%	-19.0%	30	2.1%	-43.2%
Americas	177	13.8%	20.0%	167	13.1%	-5.7%	136	9.7%	-26.0%
Asia	105	8.2%	31.3%	114	8.9%	8.6%	111	7.9%	-11.2%
Europe	754	58.8%	9.3%	769	60.2%	2.0%	917	65.6%	9.0%
Middle East	25	1.9%	-34.2%	19	1.5%	-24.0%	16	1.1%	-26.7%
Oceania	115	9.0%	29.2%	101	7.9%	-12.2%	122	8.7%	10.1%
Worldwide (Semester at Sea)	49	3.8%	-39.5%	59	4.6%	20.4%	65	4.7%	2.2%

Participation by Region 2015-2016



CU-BOULDER STUDY ABROAD

Center for Community 2249 Willard Loop Drive S355, University of Colorado Boulder, Boulder, CO 80309-0123
Phone: 303-492-7741 • studyabroad@colorado.edu • studyabroad.colorado.edu

Study Abroad Stats at a Glance

2015-2016

Top 15 Destinations by Country

Country	Total
1. Spain	244
2. Italy	178
3. England	130
4. Australia	104
5. Czech Republic	92
6. France	76
7. Semester at Sea	65
8. China	55
9. Denmark	45
10. Argentina	36
11. Ireland	28
12. Japan	27
13. Germany	25
14. Costa Rica	23
15. Chile	21

Participation by School/College

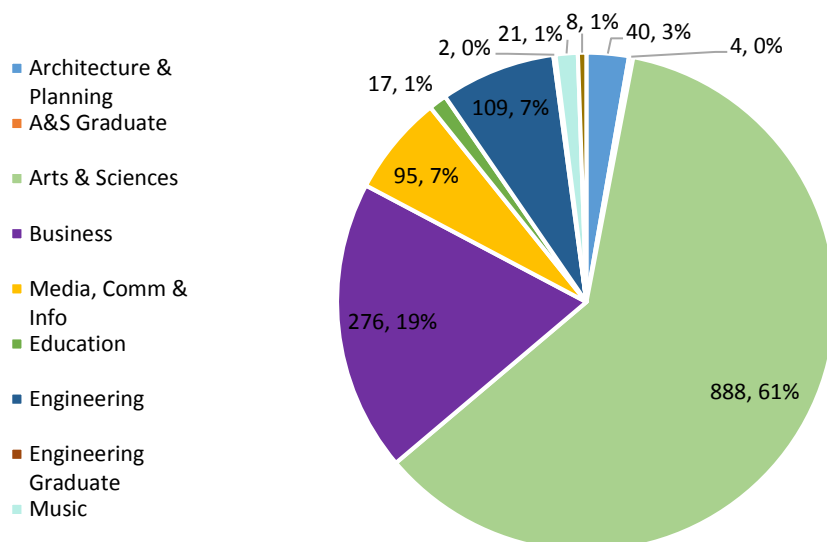
All Schools & Colleges Percentage	2011-2012	2012-2013	2013-2014	2014-2015	2015-2016
A&S Graduate	0.2%	0.6%	0.2%	0.6%	0.3%
Architecture & Planning	4.9%	4.5%	3.9%	2.4%	2.8%
Arts & Sciences	68.2%	67.0%	61.6%	61.2%	61.1%
Business	15.0%	16.5%	20.2%	21.4%	19.0%
Business Graduate	0.2%	0.1%	0.0%	0.0%	0.0%
Education	0.0%	0.7%	0.0%	0.0%	1.2%
Education Graduate	0.0%	0.0%	0.1%	0.0%	0.0%
Engineering	4.9%	4.8%	6.2%	6.0%	7.5%
Engineering Graduate	0.2%	0.1%	0.1%	0.1%	0.1%
Journalism	5.4%	4.8%	6.6%	7.1%	4.8%
Law	0.2%	0.0%	0.2%	0.0%	0.0%
Media, Communication & Information	n/a	n/a	n/a	0.1%	1.8%
Music	0.7%	0.9%	0.8%	0.9%	1.4%
Music Graduate	0.0%	0.0%	0.0%	0.1%	0.0%

CU-BOULDER STUDY ABROAD

Center for Community 2249 Willard Loop Drive S355, University of Colorado Boulder, Boulder, CO 80309-0123
Phone: 303-492-7741 • studyabroad@colorado.edu • studyabroad.colorado.edu

Study Abroad Stats at a Glance 2015-2016

Participation by School/College in 2015-2016



Top 15 Majors	15-16	% of 15-16 Majors	Place in 14-15
1. International Affairs	117	8.3%	2 nd
2. Finance	97	6.9%	4 th
3. Psychology	87	6.2%	3 rd
4. Marketing	78	5.5%	1 st
5. Ecology & Evolutionary Biology	78	5.5%	9 th
6. Communication (A&S)	73	5.2%	6 th
7. Management	69	4.9%	5 th
8. Integrative Physiology	67	4.7%	11 th
9. Environmental Studies	45	3.2%	7 th
10. Political Science	44	3.1%	13 th
11. Advertising	39	2.8%	8 th
12. Economics	36	2.5%	12 th
13. Sociology	36	2.5%	10 th
14. Film Studies	33	2.3%	n/a
15. Architecture	29	2.1%	n/a

CU-BOULDER STUDY ABROAD

Center for Community 2249 Willard Loop Drive S355, University of Colorado Boulder, Boulder, CO 80309-0123
Phone: 303-492-7741 • studyabroad@colorado.edu • studyabroad.colorado.edu